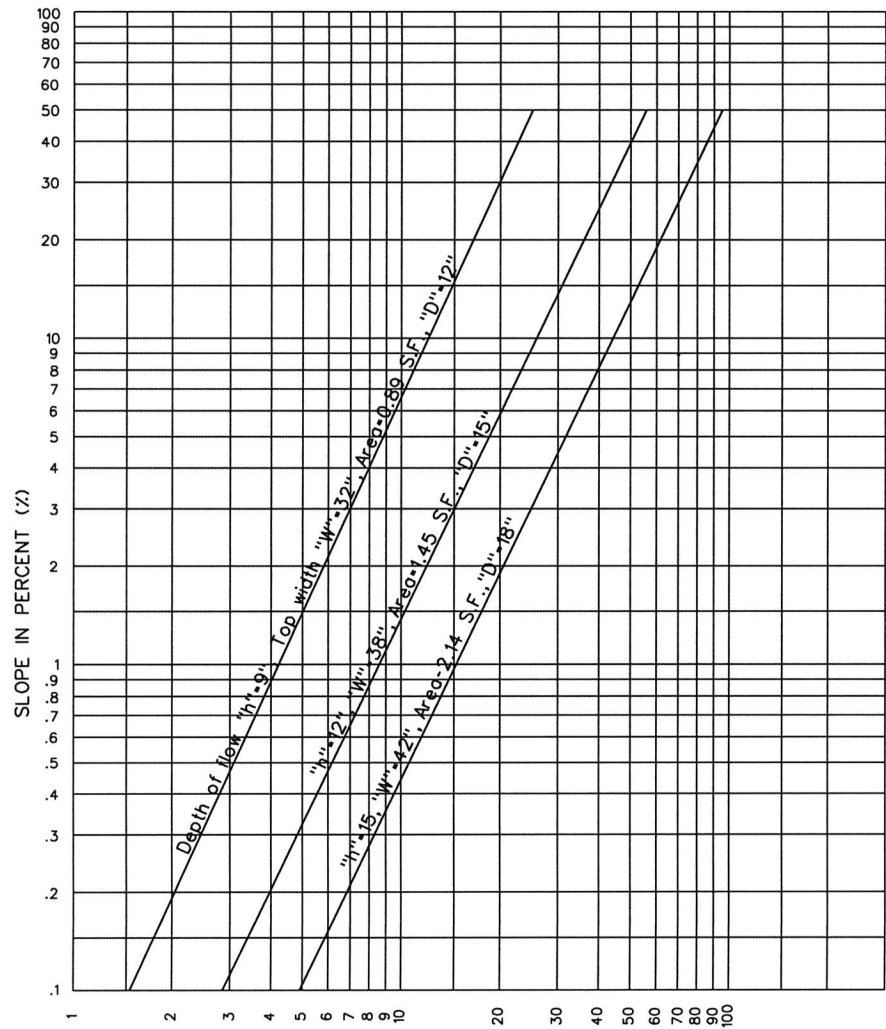


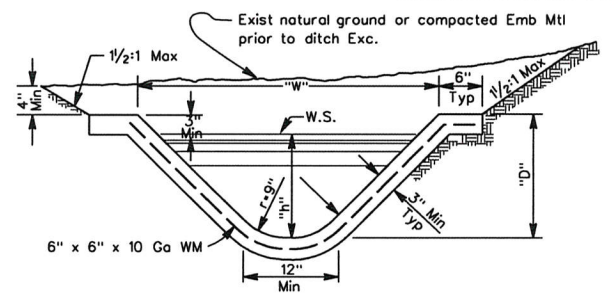
Julia R. Bueren
PUBLIC WORKS DIRECTOR
 March 11, 2014
 PLANS APPROVAL DATE

REGISTERED PROFESSIONAL ENGINEER
 JULIA R. BUEREN
 No. 37937
 CIVIL
 STATE OF CALIFORNIA

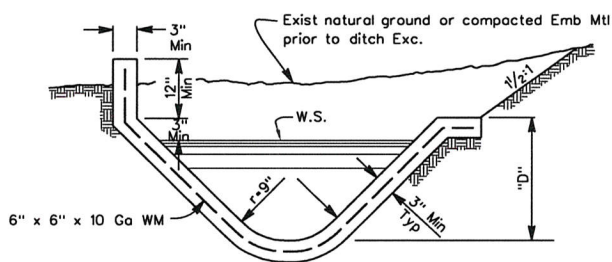
The County of Contra Costa or its officers or agents shall not be responsible for the accuracy or completeness of electronic copies of this plan sheet.



"D" = "h" + 3" DITCH CAPACITY IN C.F.S. (Q)



NORMAL SECTION



SUPERELEVATED SECTION

Use on curves and junctions per Standard Plan CD61.

NOTES

1. Concrete shall be Minor Concrete containing a minimum of 505 lbs per cubic yard of cementitious material in conformance with Section 90 of California Department of Transportation's Standard Specifications.
2. For cutoff wall, inlet structure, ditch junction, and superelevation wall layouts, see Standard Plan CD61.
3. Unless otherwise shown on project/construction plans, a D-15" "V" ditch shall be used.

COUNTY OF CONTRA COSTA
 PUBLIC WORKS DEPARTMENT
 MARTINEZ, CALIFORNIA

STANDARD PLAN

CONCRETE "V" DITCH

SCALE: NO SCALE	DATE: 3/14
DRAWN BY: H. HUSSEY	PLAN NO. CD60

NO.	DATE	REVISION DESCRIPTION	BY